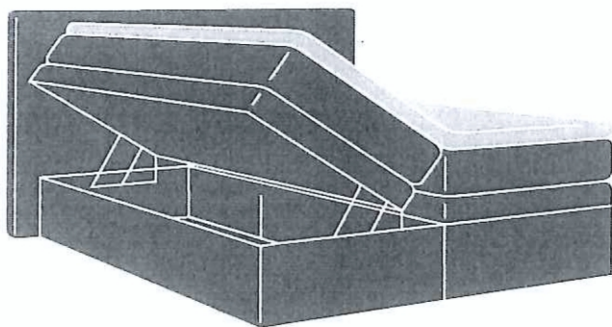


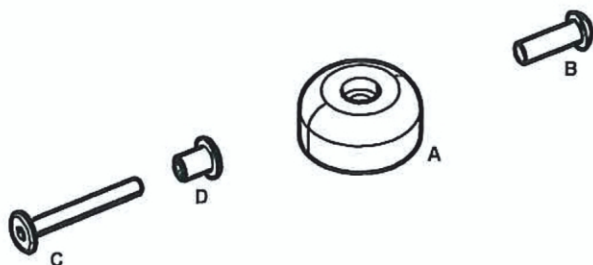


Montage Anleitung  
BOX OPBERGBOX  
SLIM VL / POCKET VL



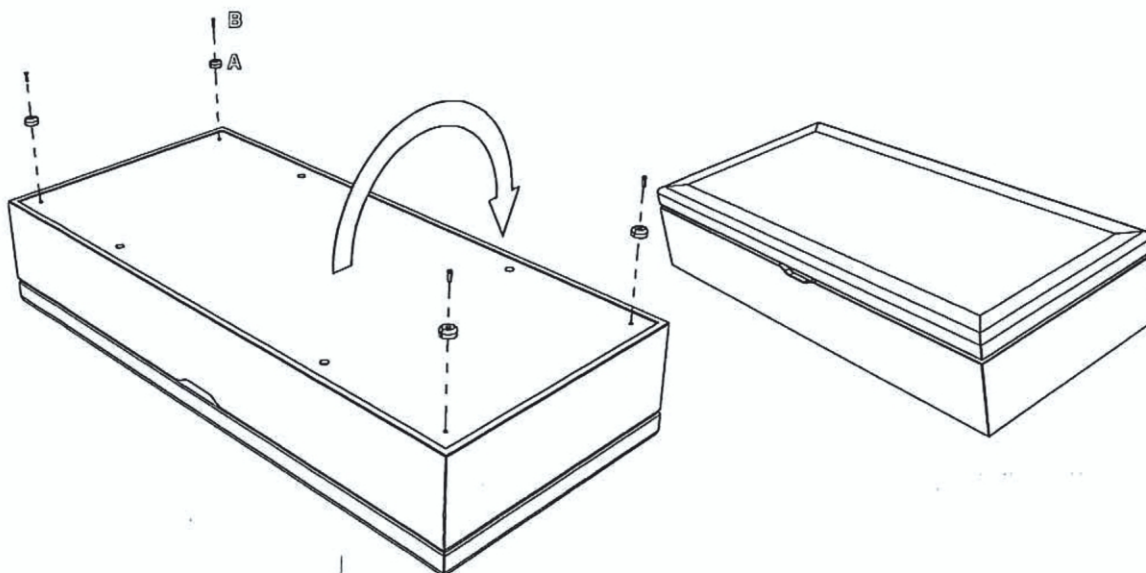
1. The model shown in the instructions is only a sample pattern and does not show the exact appearance of the furniture
2. It is necessary to fold the bed in two people with the preservation of the cautions.

**1**



A	leg, Ø45 x20mm	4 szt
B	screw M8x30mm	4 szt
C	screw, M6x45mm	1 szt
D	screw, M6	2 szt

**2** *Screw the legs to the boxes with screws, Which are shown in the figure above. Next, invert the boxes feet to the ground.*



**3** *Connect the two boxes together using the screw (located at the legs) **A***

Fix the top flap with the included m6 screws

